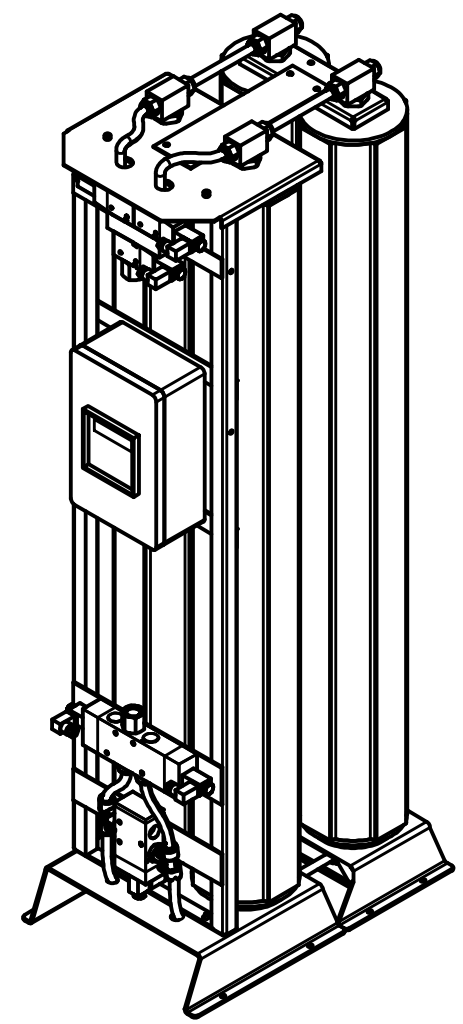
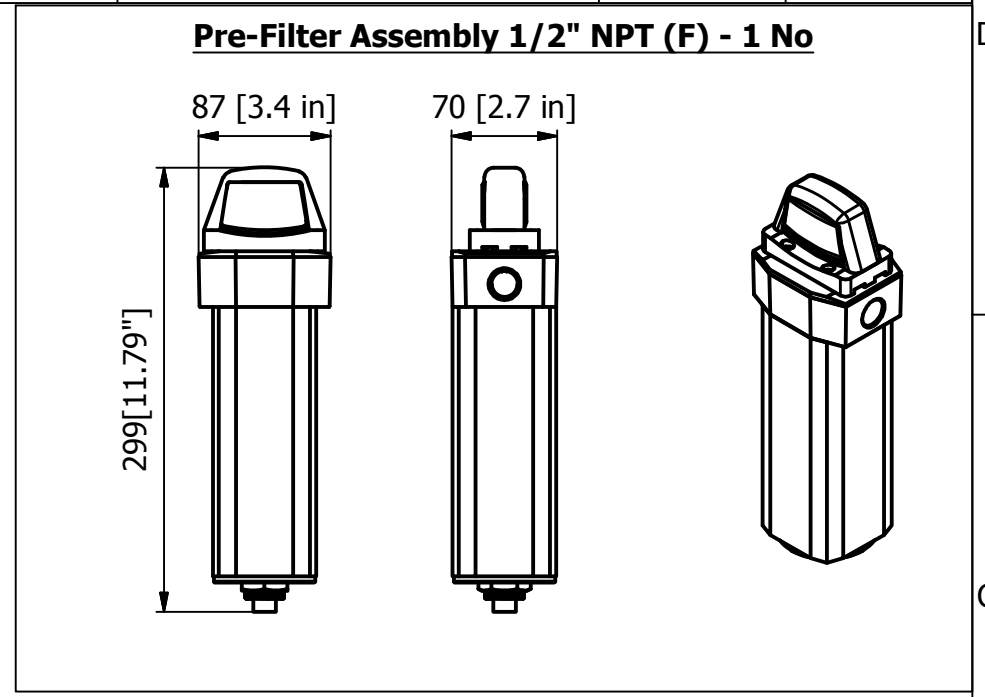
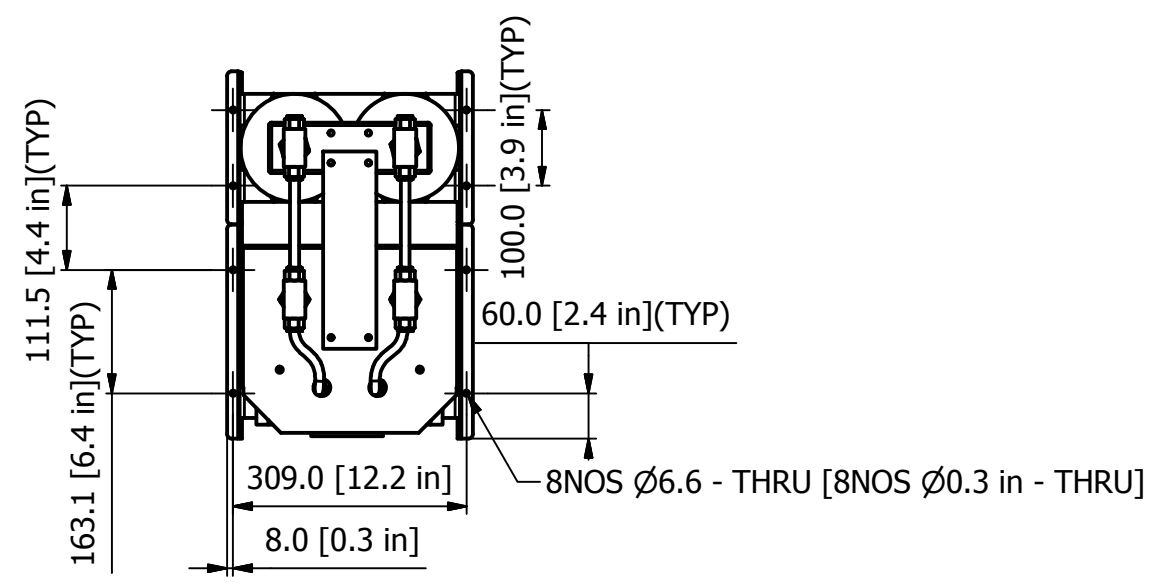


INSTRUCTIONS			REV.No	Date	Details of Revision	ECN Ref.	Appd. By
Receiving Inspection Plan	TPPL\ENG\03	REV.00 CLAUSE 03					



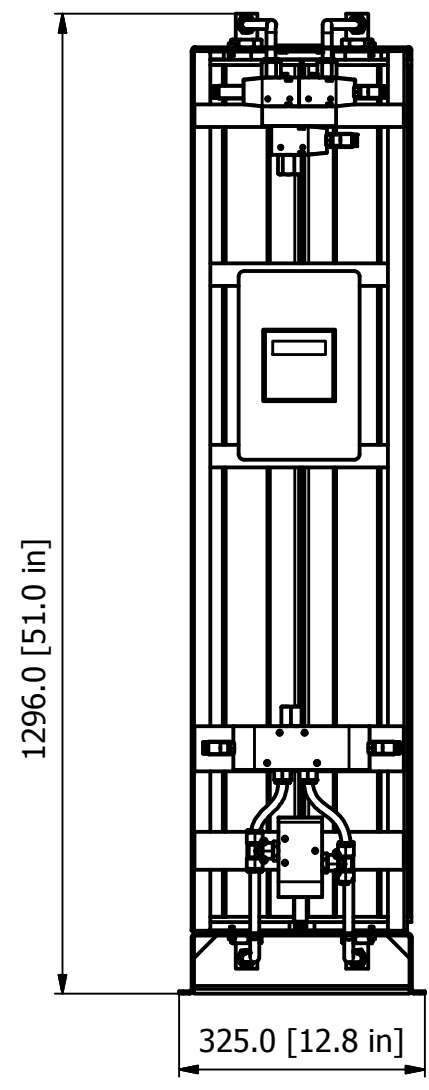
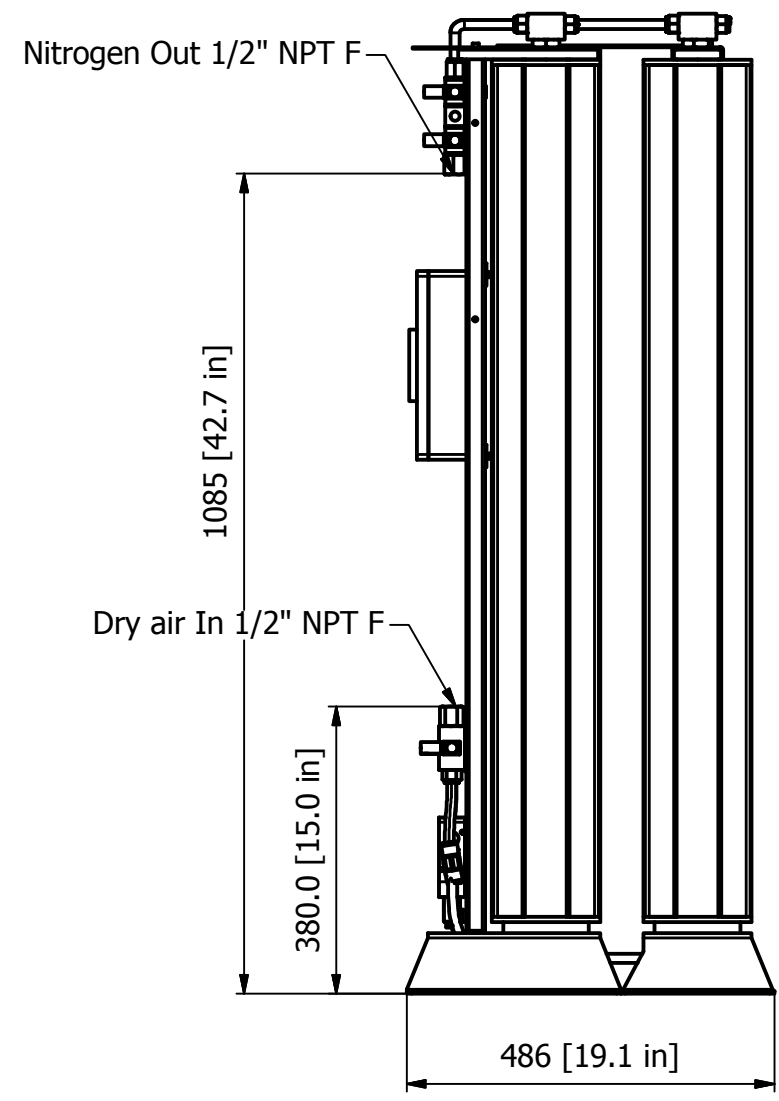
SPECIFICATIONS

- 1. Inlet Air requirement : 16.7 Cu.m/hr
- 2. Nitrogen Out : Refer Table
- 2. Maximum Operating Pressure : 9 bar(g) (130.5 PSI(g))
- 3. Rated Air Inlet Temperature : 104° F Max
- 4. Rated Operating Pressure : 7 bar(g) (101.5 PSI(g))
- 5. End Connection : 1/2" NPT (F)
- 6. Inlet Air Quality : ISO 8573 CLASS 4 (Min)

Purity (%) Vs Nitrogen Flow (cu.m/hr)						
99.99	99.9	99.5	99	98	97	95
1.62	3.54	5.20	6.24	7.28	8.32	10.40

ELECTRICAL:

- Power Input : 100-240V AC 50/60 HZ
- Power Consumption : 24 Watts (Max.)



Does this drawing contains critical Interface Dimensions : NO	
Critical to Quality Characteristics Marked thus :	
UNLESS OTHERWISE SPECIFIED USE THE FOLLOWING	
GENERAL TOLERANCE FOR LINEAR DIMENSION IS 2102 (PART 1) 1993 ISO 2768 -1: 1989	
DIMS.	0.5-6 6 30 120 400 1000 2000 4000
COAR	± 0.2 ± 0.5 ± 0.8 ± 1.2 ± 2 ± 3 ± 4
This Drawing which Contains Proprietary information is the property of Trident Pneumatics Pvt. Ltd. It shall not be reproduced in any manner nor disclosed to third parties without getting written permission of Trident Pneumatics Pvt. Ltd.	

TITLE		CUSTOMER	VOL
NitroGen 30 GA		PRODUCT	NitroGen
		DRG NO	PG003
		REV LEVEL	R0
		File :	\\NitroGen 30\Drawings\2D
		MEASUREMENT SHOULD NOT BE TAKEN AS REF. FROM DRG.	
APPROVED	KSN	13.02.2017	
CHECKED	CJP	13.02.2017	
DRAWN	BK	13.02.2017	

